

EASY
HOME®



USER GUIDE

DELUXE FOOT SPA WITH HEAT



NOW THAT YOU HAVE PURCHASED AN EASY HOME® PRODUCT, YOU CAN REST ASSURED IN THE KNOWLEDGE THAT AS WELL AS YOUR MANUFACTURER'S WARRANTY YOU HAVE THE ADDED PEACE OF MIND OF DEDICATED HELPLINES AND WEB SUPPORT.

AFTER SALES SUPPORT

☎ 1-888-367-7373 💻 customer-service@wk-usa.com

MODEL: FM-588D, 12/14, 44307-14

2

YEAR WARRANTY

ACCESSORIES

Contents

- 02 Introduction
- 03 General Information and Safety Instructions
- 05 Assembly and Parts List
- 06 Getting Started
- 07 Other Useful Information
- 08 Warranty Card



Congratulations!

You have made an excellent choice with the purchase of the quality Easy Home product.

By doing so you now have the assurance and peace of mind which comes from purchasing a product that has been manufactured to the highest standards of performance and safety, supported by the high quality standards of ALDI.

We want you to be completely satisfied with your purchase so this Easy Home product is backed by a comprehensive manufacturer's 2 year warranty and an outstanding after sales service through our dedicated Helpline.

We hope you will enjoy using your purchase for many years to come.

If you require technical support or in the unlikely event that your purchase is faulty please telephone our Helpline for immediate assistance. Faulty product claims made within the 2 year warranty period will be repaired or replaced free of charge provided that you have satisfactory proof of purchase (keep your receipt safe!). This does not affect your statutory rights. However, be aware that the warranty will become null and void if the product is found to have been deliberately damaged, misused or disassembled.



When using an electrical appliance, basic safety precautions should also be observed, including the following. **PLEASE READ AND SAVE ALL INSTRUCTIONS BEFORE USING THE DELUXE FOOT SPA.**

- THIS ITEM CONTAINS A HEATING ELEMENT. People who are sensitive to heat should pay attention when using.
- Connect the foot spa to a properly grounded outlet only.
- This foot spa is intended for indoor, non-commercial, household use only. Do not use the foot spa for any other purpose. Do not use outdoors.
- Do not leave the foot spa unattended while it is in use. Always unplug the foot spa from the electrical outlet when it is not in use and when filling, emptying, cleaning or moving the unit.
- Keep the foot spa out of the reach of children and pets. This foot spa is not intended for use by children or disabled persons without close supervision.
- Use this foot spa only as described in this manual. Any other use not recommended by the manufacturer may cause fire, electric shock, or personal injury.
- If any liquid leaks out, please stop using this unit.
- This foot spa is not intended for use in damp/wet locations. Do not place or drop into water or any other liquids.
- Never locate or store the foot spa where it may fall or be pulled into a bathtub, sink or other water container. Keep the power supply cord and the foot spa away from heated areas
- Do not reach for an appliance that has fallen into water. Unplug it immediately.
- Do not allow the power supply cord to hang (e.g., over the edge of a table or counter) or place/run the power supply cord under rugs, carpeting, or in high-traffic areas where it may be tripped over or pulled.
- Do not attempt to plug or unplug the foot spa while your feet or any other body part is in the foot spa.
- To disconnect the foot spa, turn the control knob to the "0" OFF position, then remove the plug from the electrical outlet. Never pull on the power supply cord when disconnecting from power outlet.
- Do not plug or unplug the foot spa from the electrical outlet or operate the control knob with wet hands.
- Do not operate any appliance with a damaged cord or plug, after the appliance malfunctions, or has been dropped or damaged in any manner.
- Do not use the foot spa while bathing or showering.
- Do not use attachments not recommended by the supplier, specifically any attachments not provided with the foot spa.
- Always check the temperature of the water before placing your feet into the foot spa.
- Do not stand in the foot spa. Sit down and place your feet in the basin.
- The foot spa cannot be used to warm cold water. You must fill the foot spa with warm water properly as needed.
- Never fall asleep while using the foot spa.
- Never drop or insert any object into any opening.
- Do not attempt to repair or disassemble the foot spa. There are no user serviceable parts.
- Do not operate where aerosol (spray) products are being used or where oxygen is being administered.
- Do not operate under a blanket or a pillow. Never operate the foot spa with the air opening blocked. Keep the air opening free of lint, hair, and the like.
- If you have concerns regarding your health, consult your doctor before using the foot spa. Never use the foot spa if you have open wounds, discolored areas, or any area of the body that is swollen, burned, inflamed or where skin eruptions or sores are present.
- DO NOT use the foot spa without water.

- DO NOT add bath oil or other additives to the foot spa.
- Massage and heat should be pleasant and comfortable. If you experience muscle or joint pain for a prolonged period of time or if pain or discomfort should result, discontinue use and consult your doctor.
- In case of pregnancy, diabetes, or illness consult your doctor before use.
- Individuals with pacemakers should consult their doctor before using the foot spa.

WARNING! Read and understand all instructions. Failure to follow all instructions listed below may result in electric shock, fire or serious personal injury. The warnings, cautions, and instructions discussed in this instruction manual cannot cover all possible conditions and situations that may occur. It must be understood by the operator that common sense and caution are a factor which cannot be built into this product, but must be supplied by the operator.

READ AND SAVE ALL INSTRUCTIONS!

CAUTION: A short power supply cord is provided to reduce the risk of personal injury resulting from becoming entangled in or tripping over a longer cord. To avoid a circuit overload when using this foot spa, do not operate another high-wattage product on the same electrical circuit. Avoid the use of an extension cord because the extension cord may overheat and cause a risk of fire. However if you have to use an extension cord, the extension cord should be rated for 13 amps, 125V, 1625 watts. The power supply cord must be arranged so that it will not drape over the countertop or tabletop where it can be pulled on by children or tripped over accidentally.

ELECTRIC POWER

If the electric circuit is overloaded with other appliances, your foot spa may not operate properly. The foot spa should be operated on a separate electrical circuit from other operating appliances.

SAFETY WARNING

Although your foot spa is easy to operate, for your safety, the warnings below must be followed:


1. Do not place the foot spa near a heat source.
2. Never leave the foot spa unattended while connected to the electrical outlet.
3. Do not unplug the foot spa by pulling on the power supply cord.
4. The foot spa must be unplugged:
 - A. Before any cleaning or maintenance.
 - B. After use.
 - C. If it appears to be faulty.

THIS PRODUCT IS INTENDED FOR HOUSEHOLD USE ONLY.

SAVE THESE INSTRUCTIONS



Main Parts



1. Splash Guard
2. Heating Element
3. Foot Spa Basin with Textured Bottom
4. Control Knob
5. Infrared Light Indicator
6. Dual Foot Massage Rollers

Contents of Packaging

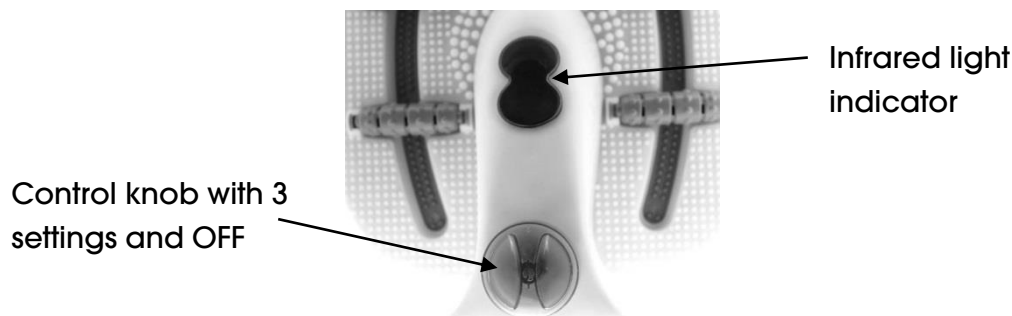
- Deluxe Foot Spa
- Splash Guard
- Instruction Manual

If any of the above items are missing, please contact our customer service department at 1-888-367-7373 or email us at customer-service@wk-usa.com for replacements. Our business hours are Mon-Fri 10:00 AM - 5:00 PM EST.


How to Operate

CAUTION: ALWAYS USE CAUTION WHEN HANDLING THE FOOT SPA. DO NOT DROP THE FOOT SPA.

1. The foot spa must be placed on a firm, level surface.
2. Ensure that the foot spa is unplugged before filling. **DO NOT** use the foot spa without water.
3. Fill the foot spa with approximately 11-12 cups of warm water. **DO NOT** exceed the maximum fill line. **NOTE:** The foot spa will not be able to heat cold water. You must fill with warm water first.
4. Plug the power supply cord into an electrical outlet. Be sure plug fits tightly in outlet.
5. Sit down and then place your feet in the foot spa basin.
6. Turn the control knob to the desired setting.
 - a) 0 - OFF
 - b) 1 - Massaging bubbles only.
 - c) 2 - Infrared heat and heat function (will keep water warm up to 115°F).
 - d) 3 - Massaging bubbles, infrared heat and heat function.



7. Enjoy the deep penetrating massage while moving your feet forwards and backwards over the dual massaging rollers and the textured bottom of the basin.



NOTE: When finished with foot spa, dry feet thoroughly before walking.

Technical Specifications

Model Number	FM-588D
Rating Voltage	120V – 60Hz
Rated Wattage	300W

Maintenance

CAUTION: Always be sure that the foot spa is switched OFF, unplugged and cooled completely before cleaning or attempting to store the item.

CARE AND CLEANING

- Use a soft, slightly damp cloth to clean the foot spa.
- Never allow water or any other liquid to come into contact with the control knob.
- Never use abrasives, detergents or cleaning agents.
- After cleaning, wipe surfaces with a dry cloth and allow to air dry completely.
- Optional cleaning tip: you may use a solution of 2 tablespoons white vinegar in 1 gallon water to rinse the foot spa to prevent mold. Be sure to rinse a second time with clear water and dry thoroughly.

STORING

The unit must be thoroughly dried before storage. Store the foot spa in a dry location in its original box if possible or a plastic bag. Do not place any heavy items on top of item during storage as this may result in possible damage. Do not hang the foot spa by its power cord or wrap the power cord around the unit.

Service Center

If you have any questions in regards to the operation of this appliance please contact our service center at:

Wachsmuth & Krogmann, Inc.

Tel: 1-888-367-7373 Email: customer-service@wk-usa.com

(Business hours Mon - Fri 10:00 AM - 5:00 PM EST)

Environmental Protection

If the appliance should no longer work at all, please make sure that it is disposed of in an environmentally friendly way.

DELUXE FOOT SPA WITH HEAT

Your details:

Name _____

Address _____



_____ E mail _____

Date of purchase* _____

*We recommend you keep the receipt with this warranty card

Location of purchase _____

Description of malfunction:

If you have a malfunction please contact our
Customer Service department and send this
completed warranty card with the receipt to:

Wachsmuth & Krogmann, Inc.

621 IL Route 83

Suite 202

Bensenville, IL 60106

customer-service@wk-usa.com

AFTER SALES SUPPORT



1-888-367-7373



customer-service@wk-usa.com

MODEL: FM-588D, 12/14, 44307-14

Phone lines available Monday thru Friday,
10am - 5pm EST.

2

YEAR WARRANTY